


SELF-DIAGNOSTIC FUNCTION

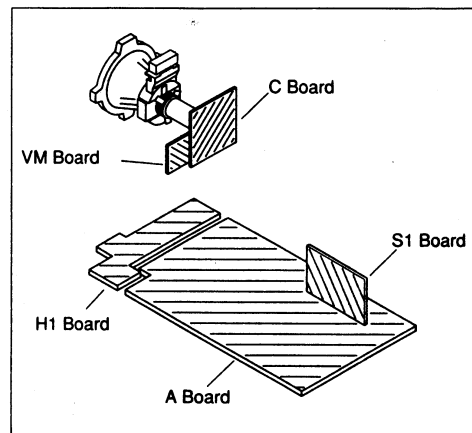
SONY

FE-1 CHASSIS

MODEL	COMMANDER	DEST	CHASSIS NO.	MODEL	COMMANDER	DEST	CHASSIS NO.
KV-29X5A	RM-883	Italian	SCC-Q06A-A	KV-29X5K	RM-883	OIRT	SCC-Q03A-A
KV-29X5B	RM-883	French	SCC-Q02A-A	KV-29X5L	RM-883	Irish	SCC-Q07A-A
KV-29X5D	RM-883	AEP	SCC-Q04A-A	KV-29X5R	RM-883	OIRT	SCC-Q03B-A
KV-29X5E	RM-883	Spanish	SCC-Q05A-A	KV-29X5U	RM-883	UK	SCC-Q01A-A

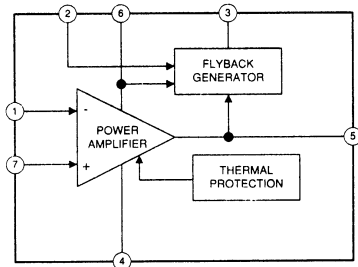


CIRCUIT BOARD LOCATION

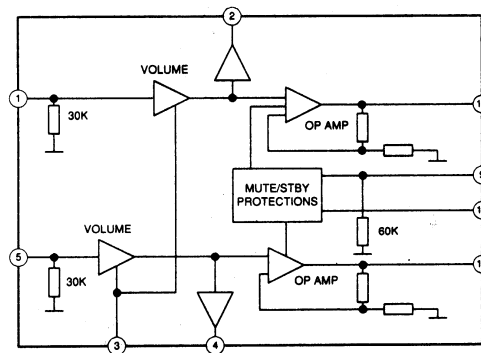


IC BLOCK DIAGRAMS

A BOARD IC501 STV 9379

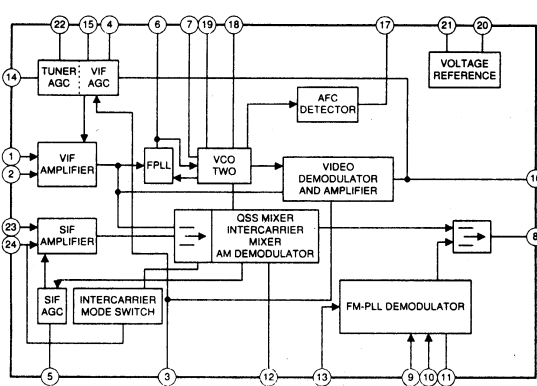


A BOARD IC201 TDA7495

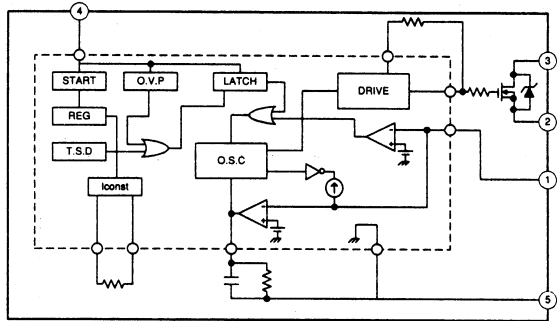


A BOARD IC101 TDA9817/V1

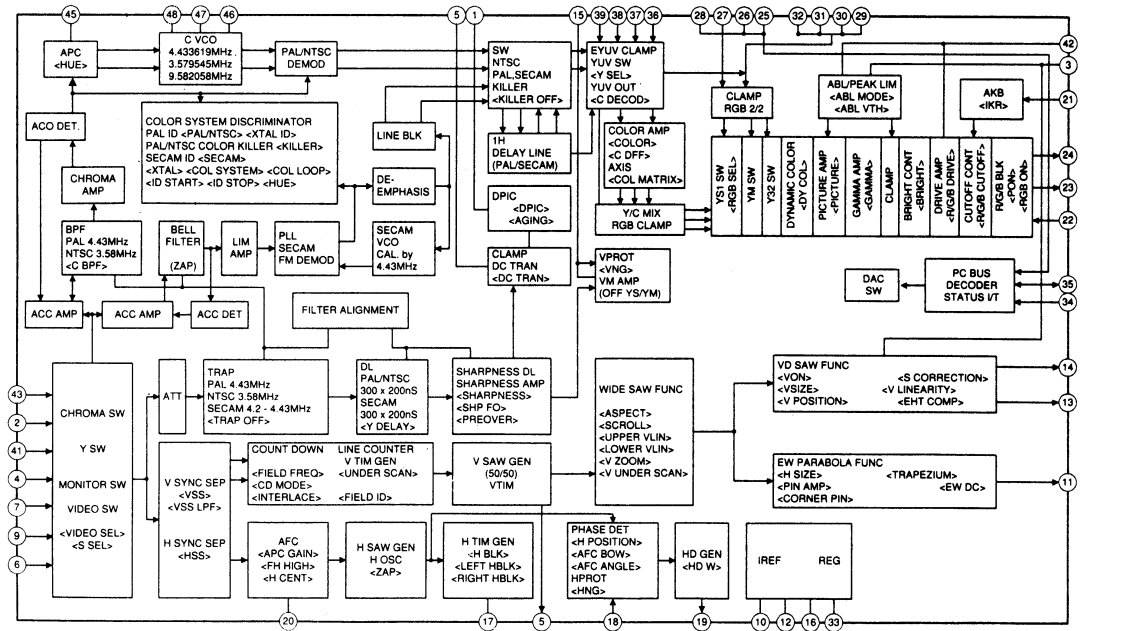
A BOARD IC101 TDA9817/V1



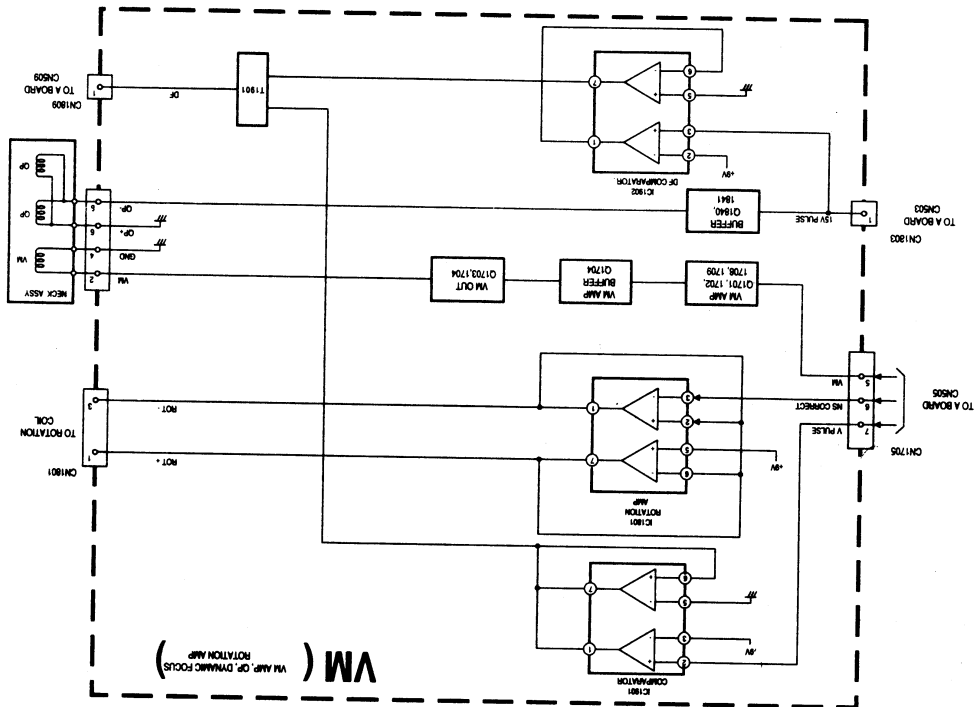
A BOARD IC606 STR-F6654



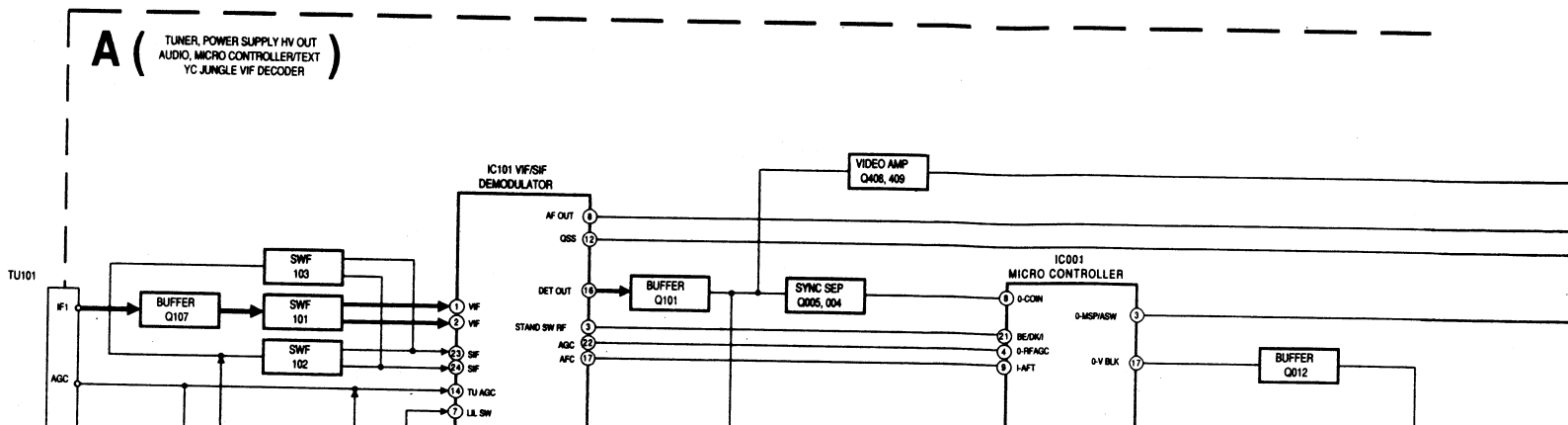
A BOARD IC301 CXA2060AS

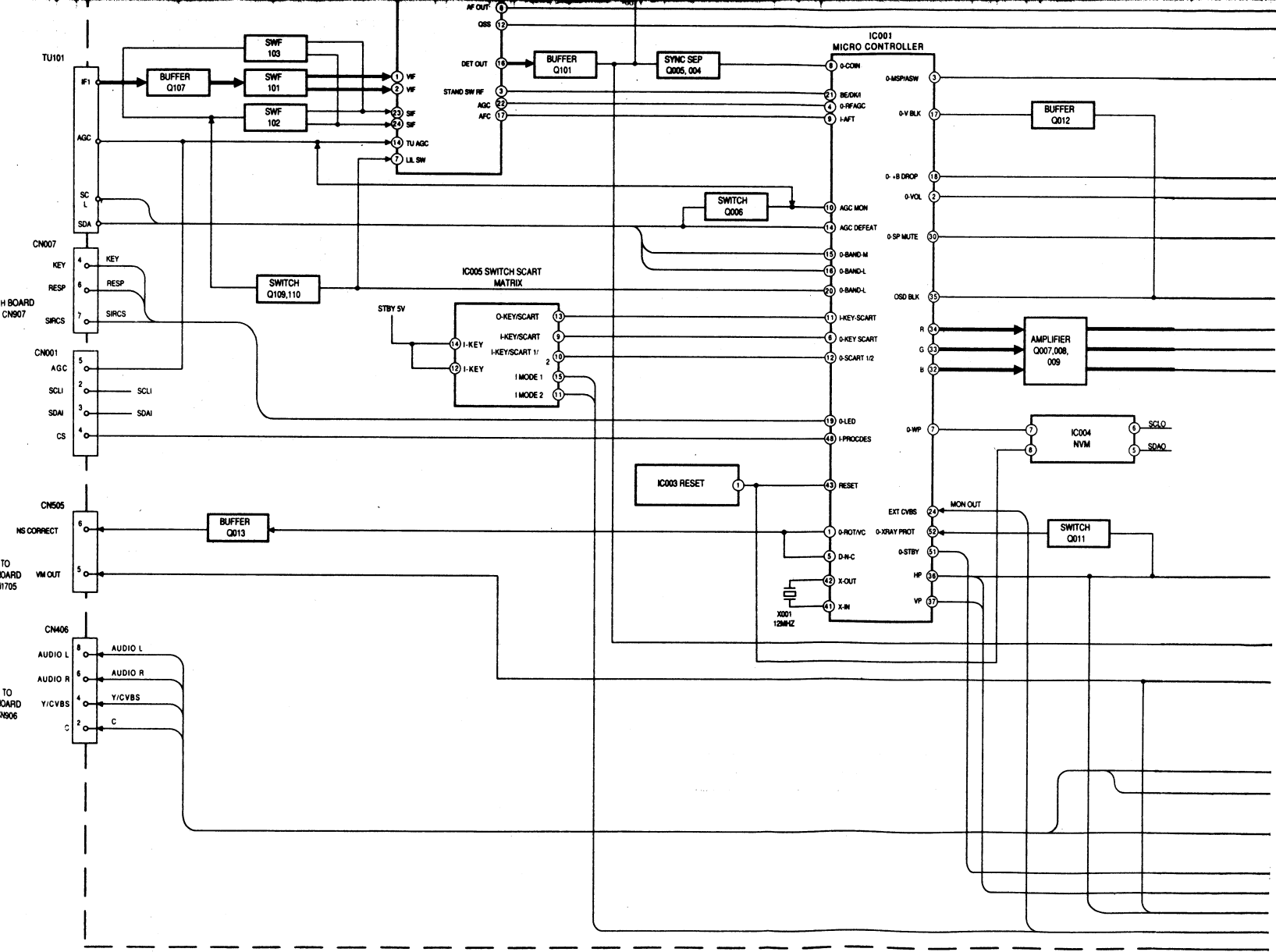


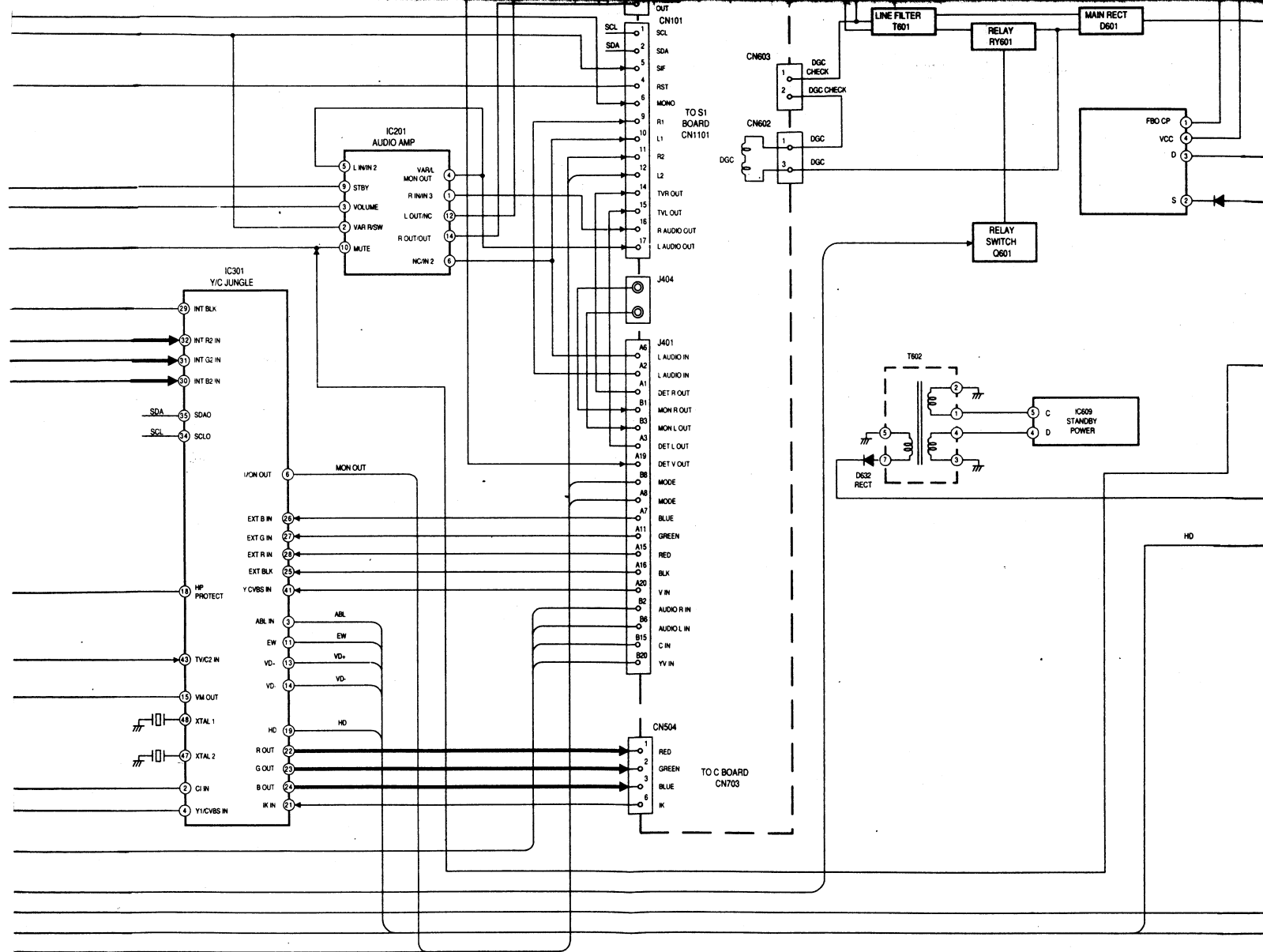
BLOCK DIAGRAMS (1)

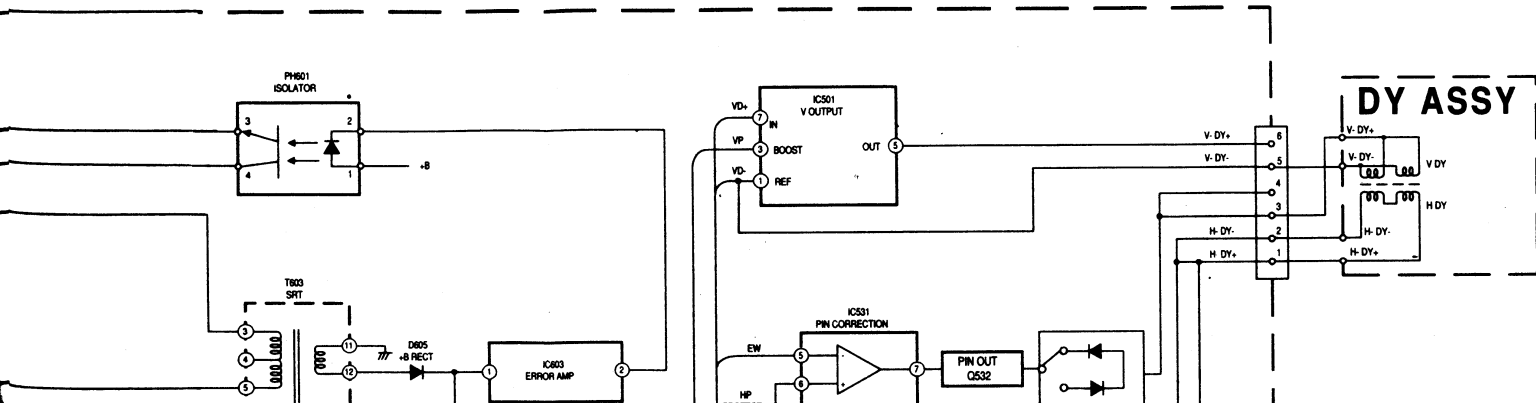
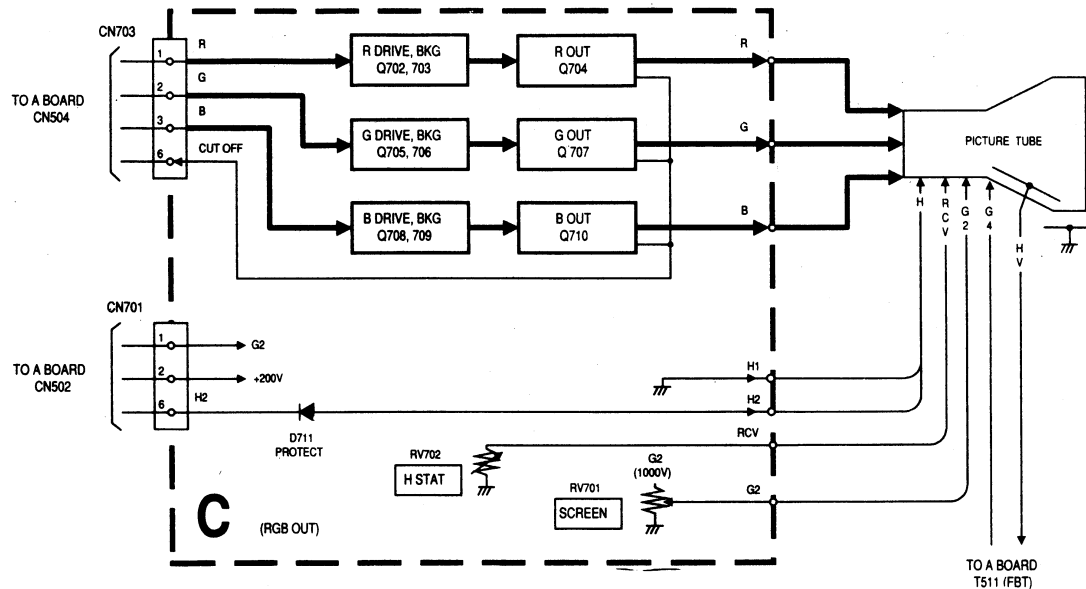


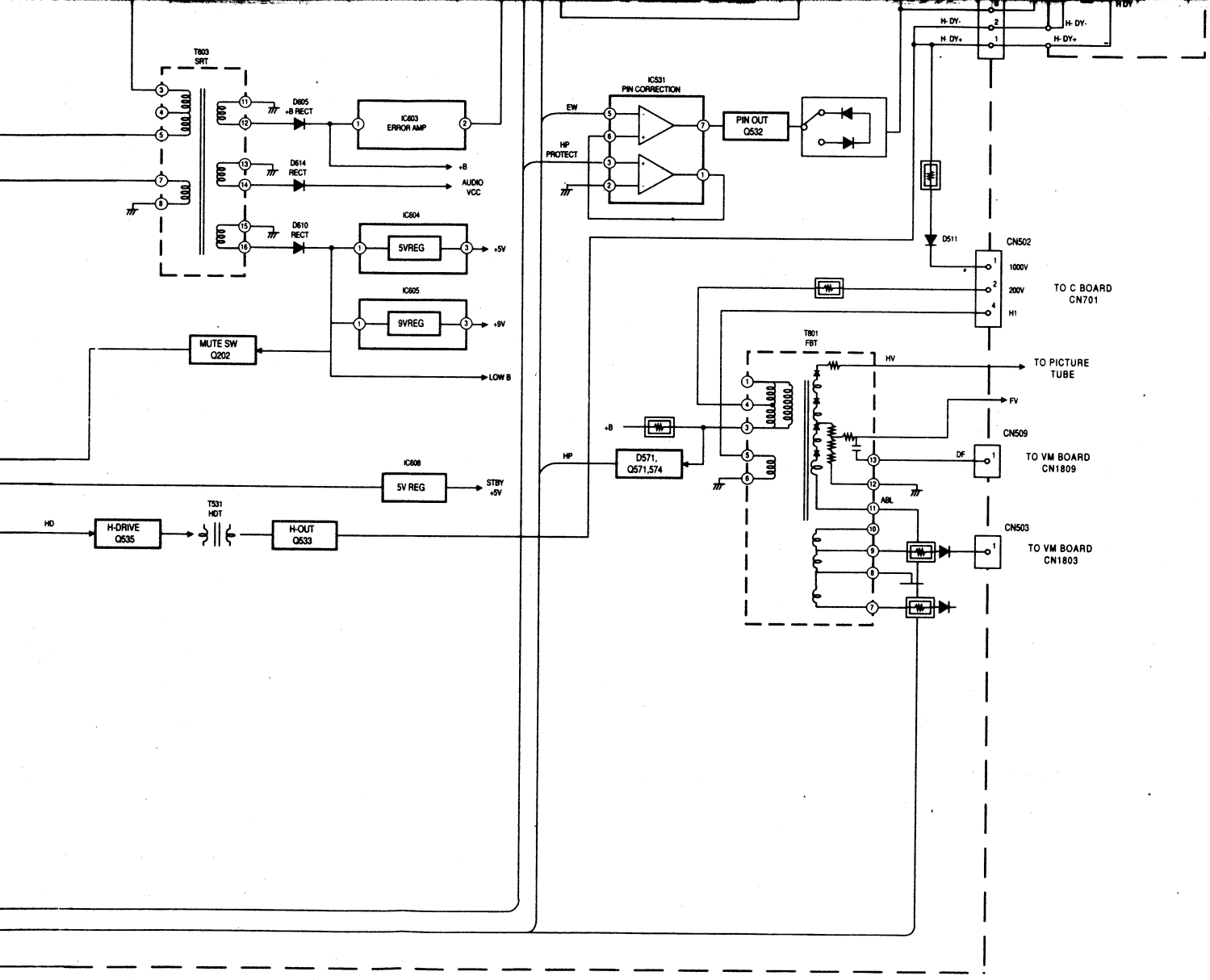
A (TUNER, POWER SUPPLY HV OUT
AUDIO, MICRO CONTROLLER/TEXT
YC JUNGLE VIF DECODER)

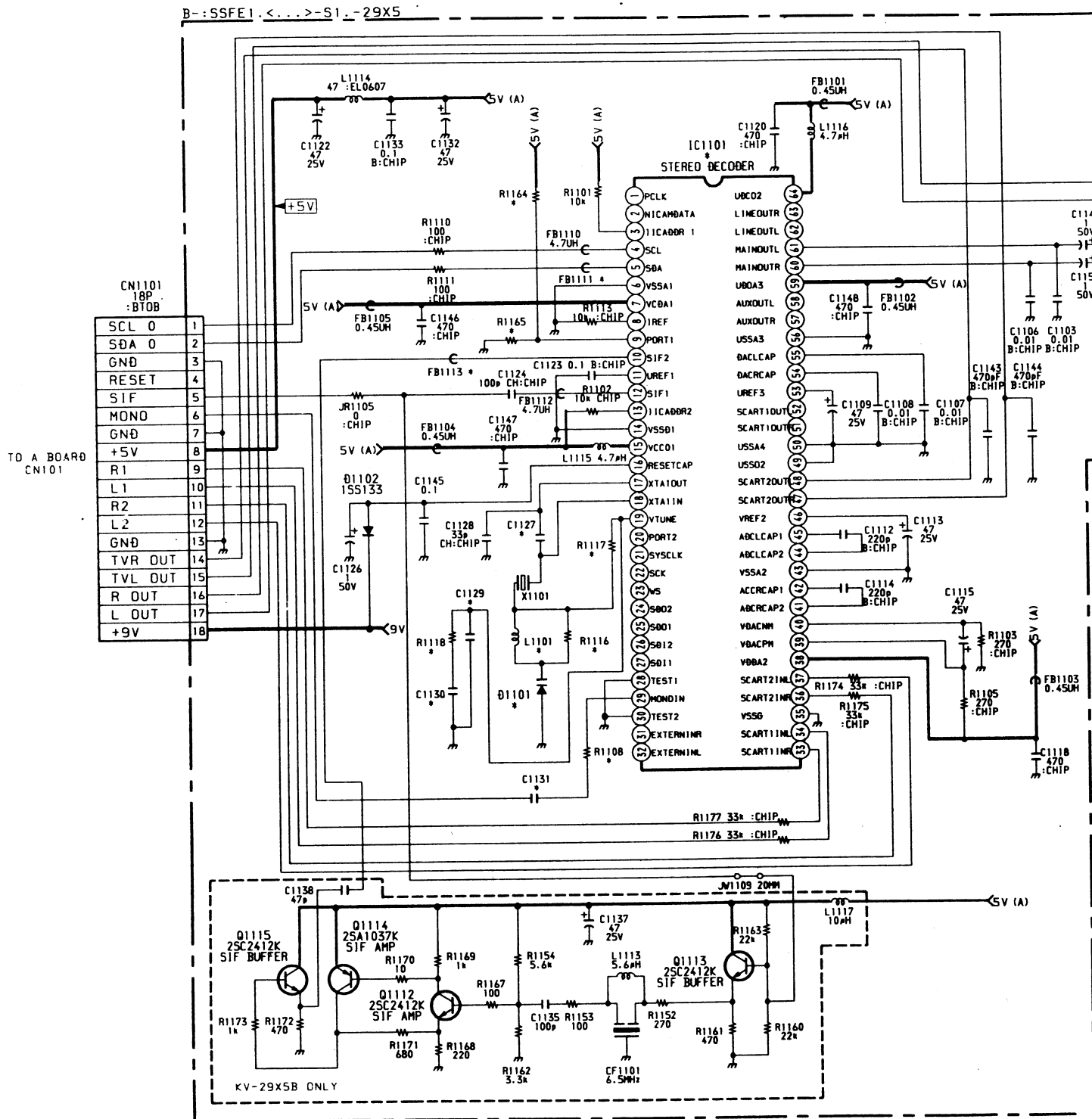












S1 (STEREO PROCESSOR)

IC Voltage Table		
Ref No	Pin No	Voltage (V)
IC1101	4	3.4
	5	3.2
	7	4.8
	8	2.3
	9	4.8
	10 - 12	2.3
	13	4.8
	15	4.8
	16	4.8
	17	2.6
	18	3.5
	19	4.0
	33 - 34	2.4
	36 - 37	2.4
	38 - 39	4.8
	41 - 42	2.4
IC1102	44 - 48	2.4
	53 - 55	2.4
	59	4.8
	60 - 61	2.4
	64	4.8
	1	4.5
	2	4.1
	3	4.5
	6	4.3
	7	3.5
	8	9.0

S1 BOARD TRANSISTOR VOLTAGE TABLE

Transistor Voltage Table			
Ref No	(B) Base	(C) Collector	(E) Emitter
Q1111	2.0	4.1	1.3
Q1112	1.5	3.5	0.9
Q1113	1.9	4.1	1.3
Q1114	3.5	3.3	4.1
Q1115	3.3	4.1	2.7

S1 BOARD * MARK

Ref	29X5A	29X5B	29X5D	29X5E	29X5K	29X5L	29X5R	29X5U
C1127	22PF	33PF	22PF	33PF	22PF	33PF	22PF	33PF
C1129	-	0.033UF	-	0.033UF	-	0.033UF	-	0.033UF
C1130	-	0.33UF	-	0.33UF	-	0.33UF	-	0.33UF
C1131	0.47UF	0.47UF	0.47UF	-	0.47UF	-	0.47UF	-
D1101	0	BB135	0	BB135	0	BB135	0	BB135
FB1111	6.8UH	4.7UH	6.8UH	4.7UH	6.8UH	4.7UH	6.8UH	4.7UH
FB1113	-	4.7UH	-	-	-	-	-	-
IC1101	TDA9870	TDA9875P	TDA9870	TDA9875P	TDA9870	TDA9875P	TDA9870	TDA9875P
IC1102	LM358DR-E2	NJM4558M-TE2	LM358DR-E2	NJM4558M-TE2	LM358DR-E2	NJM4558M-TE2	LM358DR-E2	NJM4558M-TE2
L1101	2.7UH	-	-	2.7UH	-	2.7UH	-	2.7UH
R1108	2.2K	2.2K	2.2K	-	2.2K	-	2.2K	-
R1116	0	39K	0	39K	0	39K	0	39K
				10K		10K		10K

S1 BOARD * MARK

Ref	29X5A	29X5B	29X5D	29X5E	29X5K	29X5L	29X5R ¹	29X5U
C1127	22PF	33PF	22PF	33PF	22PF	33PF	22PF	33PF
C1129	-	0.033UF	-	0.033UF	-	0.033UF	-	0.33UF
C1130	-	0.33UF	-	0.33UF	-	0.33UF	-	0.33UF
C1131	0.47UF	0.47UF	0.47UF	-	0.47UF	-	0.47UF	-
D1101	0	BB135	0	BB135	0	BB135	0	BB135
FB1111	6.8UH	4.7UH	6.8UH	4.7UH	6.8UH	4.7UH	6.8UH	4.7UH
FB1113	-	4.7UH	-	-	-	-	-	-
IC1101	TDA9870	TDA9875P	TDA9870	TDA9875P	TDA9870	TDA9875P	TDA9870	TDA9875P
IC1102	LM358DR-E2	NJM4558M-TE2	LM358DR-E2	NJM4558M-TE2	LM358DR-E2	NJM4558M-TE2	LM358DR-E2	NJM4558M-TE2
L1101	-	2.7UH	-	2.7UH	-	2.7UH	-	2.7UH
R1108	2.2K	2.2K	2.2K	-	2.2K	-	2.2K	-
R1116	0	39K	0	39K	0	39K	0	39K
R1117	-	10K	-	10K	-	10K	-	10K
R1118	-	20K	-	20K	-	20K	-	20K
R1121	4.7K	10K	4.7K	10K	4.7K	10K	4.7K	10K
R1122	4.7K	10K	4.7K	10K	4.7K	10K	4.7K	10K
R1130	10K	-	10K	-	10K	-	10K	-
R1134	10K	-	10K	-	10K	-	10K	-
R1164	-	10K	-	10K	-	10K	-	10K
R1165	0	-	0	-	0	-	0	-

A BOARD TRANSISTOR VOLTAGE TABLE

Transistor Voltage Table			
Ref No	(B) Base	(C) Collector	(E) Emitter
Q004	4.7	0.7	4.9
Q005	0.3	4.8	-
Q006	-	2.0	-
Q007	-	4.3	-
Q008	-	4.9	-
Q009	-	4.9	-
Q010	0.6	-	-
Q011	0.5	-	-
Q012	-	4.8	-
Q101	2.0	-	2.6
Q109	-	4.7	-
Q110	4.3	-	-
Q111	2.3	2.9	2.9
Q112	2.9	-	-
Q202	0.6	-	-
Q401	8.0	3.4	8.6
Q405	4.4	8.8	3.7
Q408	2.6	8.0	2.0
Q532	7.3	3.1	-
Q533	-0.2	-152.0	-
Q535	-0.7	92.0	-
Q571	134.2	-	134.4
Q574	-	2.0	-
Q576	3.4	6.7	2.8
Q601	4.0	3.6	4.8

A BOARD IC VOLTAGE TABLE

IC Voltage Table								
Ref No	Pin No	Voltage (V)	Ref No	Pin No	Voltage (V)	Ref No	Pin No	Voltage (V)
IC001	4	0.8	IC101	1 - 2	3.2	IC301	34 - 35	3.3
	6	3.2		3	4.8		41	5.0
	7 - 8	4.8		4	3.0		42	8.6
	9	0.3		5	2.8		43	5.0
	10	2.0		6	2.7		44	8.8
	11	1.5		7	3.9		45	5.2
	12	4.7		8	2.2		48	1.5
	19	3.6		12	2.0	IC201	1	15.3
	20	4.3		15	1.5		5	15.3
	21	4.8		17	0.3		7	15.3
	24	2.5		18 - 19	2.6		10	4.5
	25	2.1		21	4.7		12	15.3
	26	2.4		22	0.9		13	31.2
	30	4.8		23 - 24	3.2		14	15.3
	31	5.0	IC301	1	3.3	IC501	1	1.4
	36	0.2		2	5.0		2	14.0
	37	0.1		3	4.3		3	-13.0
	38 - 39	5.0		4	5.0		4	-14.0
	41 - 42	2.2		6	4.4		5	0.2
	44	4.8		8	4.5		6	14.5
	45	2.8		11	3.9	IC531	7	1.4
	47	0.1		12	2.4		1	1.6
	48	2.4		13	3.5		2	1.7
	49	3.3		14	3.4		3	1.9
	50	3.1		15	5.6		5	2.8
	51	0.1		16	7.6		6	2.0
IC004	5 - 6	4.8		18	1.3	IC606	7	7.3
	7	3.3		19	2.4		8	8.8
	8	3.2		20	3.8		1 - 2	-60.0
IC005	9	3.2		21	1.6	IC609	4	-51.3
	10	4.7		22 - 24	1.5		4	-58.0
	12	4.7		26 - 28	4.5			
	13	1.5		30	4.5			
	14	4.7		31 - 32	4.4			
	16	4.7		33	8.1			

A BOARD * MARK

	16	4.7		33	8.1	
--	----	-----	--	----	-----	--

Ref	29X5A	29X5B	29X5D	29X5E	29X5K	29X5L	29X5R	29X5U
C111	0	0.1UF	0	0	0	0	0	0
C133	-	1UF	-	-	-	-	-	-
C414	1UF	0.001UF	1UF	1UF	0.001UF	1UF	1UF	1UF
C579	-	LEAD JUMPER (5.0MM)	-	-	LEAD JUMPER (5.0MM)	-	-	LEAD JUMPER (5.0MM)
C606	330UF	330UF	330UF	330UF	-	330UF	330UF	330UF
CF105	-	TRAP CERAMIC	-	-	-	-	-	TRAP CERAMIC
D541	LEAD JUMPER	-	LEAD JUMPER	LEAD JUMPER	-	LEAD JUMPER	LEAD JUMPER	-
IC001	SAA5497PS/ MIA/040	SAA5497PS/ MIA/038	SAA5497PS/ MIA/040	SAA5497PS/ MIA/038	SAA5497PS/MIA/ 038	SAA5497PS/MIA/ 038	SAA5497PS/ MIA/039	SAA5497PS/ MIA/038
IC101	TDA9817/V	TDA9818/V1	TDA9817/V	TDA9817/V	TDA9817/V1	TDA9817/V1	TDA9817/V	TDA9817/V
JR012	0	-	0	0	0	0	0	0
JW128	47K	LEAD JUMPER (5.0MM)	47K	LEAD JUMPER (5.0MM)	47K	47K	LEAD JUMPER (5.0MM)	LEAD JUMPER (5.0MM)
Q110	-	DTC144EK-T146	-	-	-	-	-	-
RO63	-	4.7K	-	-	-	-	-	-
RO64	-	4.7K	-	-	-	-	-	-
R112	-	2.2K	-	-	-	-	-	-
R116	47K	-	47K	47K	47K	47K	-	-
R133	0	-	0	0	0	0	0	0
R149	-	1K	-	-	-	-	-	-
R417	75	75	75	75	75	75	75	68
R418	470 ½W	470 ¼W	470 ½W	470 ½W	470 ¼W	470 ½W	470 ½W	470 ¼W
RV101	-	22K	-	-	-	-	-	-
SWF101	1-767-874-11	1-579-273-11	1-767-874-11	1-767-874-11	1-767-874-11	1-579-273-11	1-767-874-11	1-767-874-11
SWF103	-	FILTER, SURFACE WAVE	-	-	-	-	-	-
TU101	TELE9-001A	TELE9-001A	TELE9-001A	TELE9-001A	BTP-AC411	TELE9-001A	BTP-AC402	BTP-AU602

WAVEFORMS A BOARD

① PAL



1.0 Vp-p (H)

① SECAM



1.3 Vp-p (H)

② PAL



1.0 Vp-p (H)

② SECAM



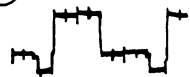
1.3 Vp-p (H)

③



2.6 Vp-p (H)

④



2.6 Vp-p (H)

⑤



0.5 Vp-p (H)

⑥



5.0 Vp-p (H)

⑦



1.4 Vp-p (H)

⑧



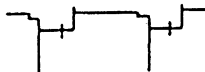
2.0 Vp-p (H)

⑨



146 Vp-p (V)

⑩



12 Vp-p (H)

⑪



142 Vp-p (H)

⑫



56 Vp-p (V)

⑬



290 Vp-p (H)

⑭



1.1KVp-p (H)

⑮ PAL

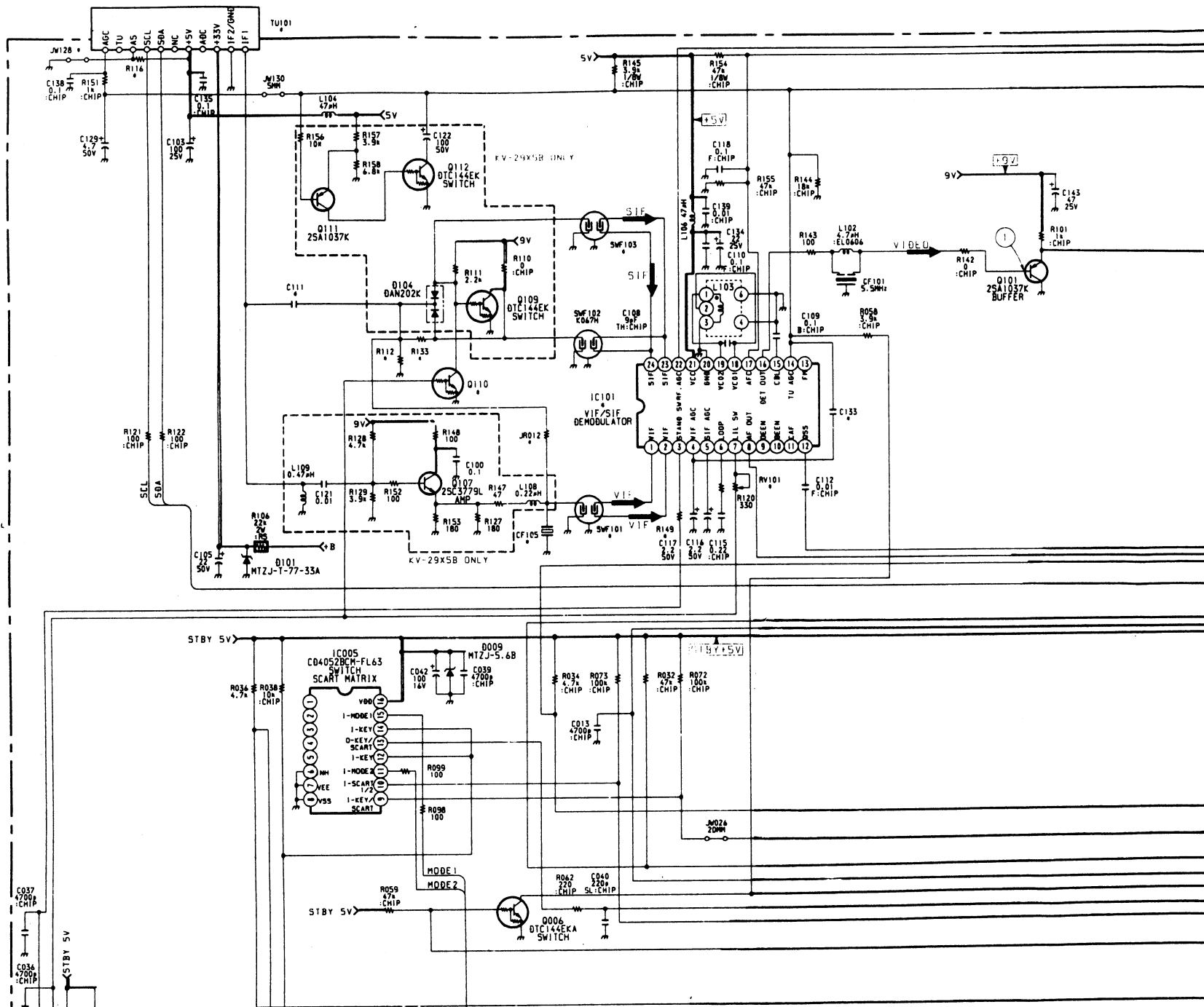


2.4 Vp-p (H)

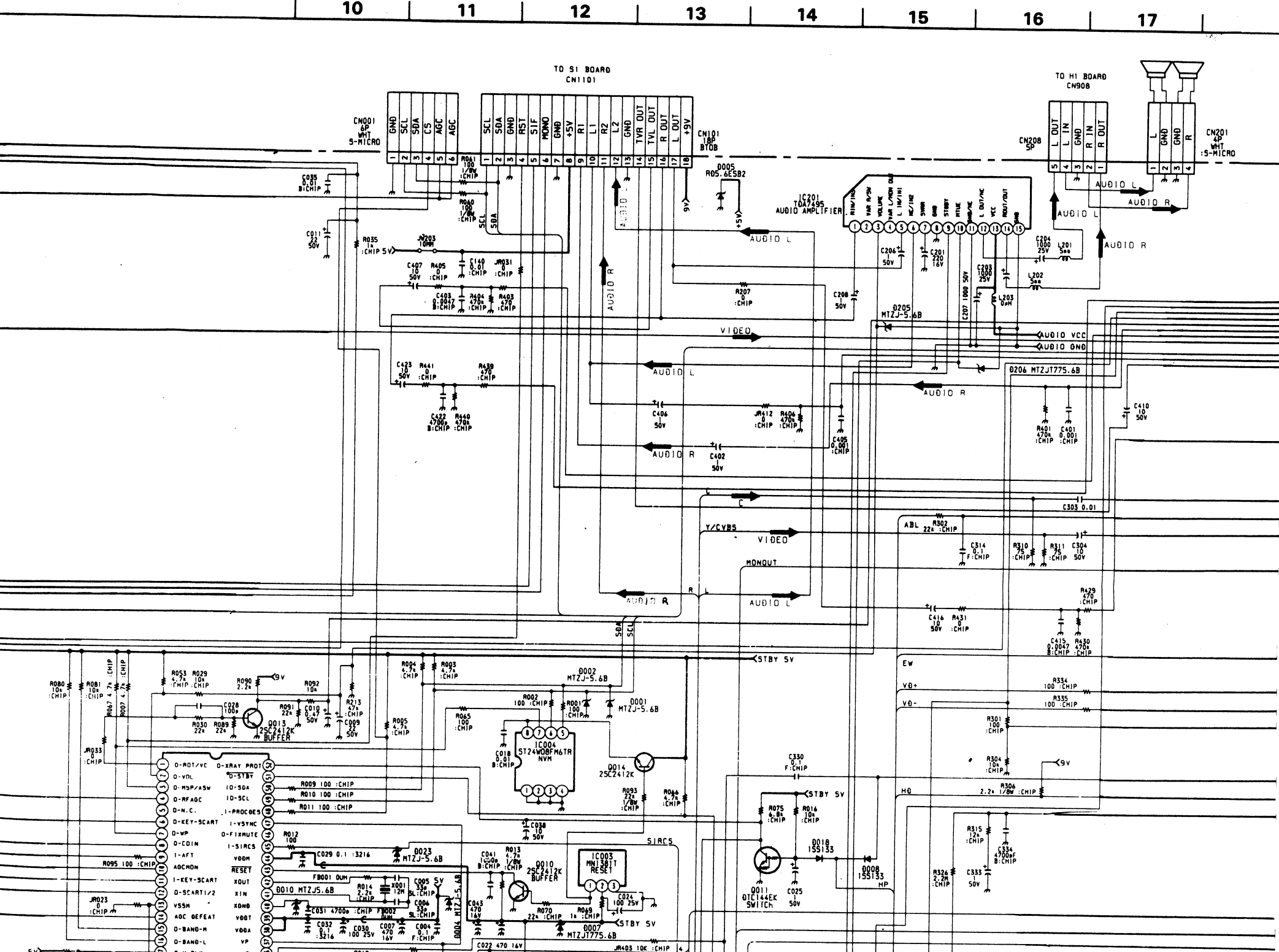
⑮ SECAM

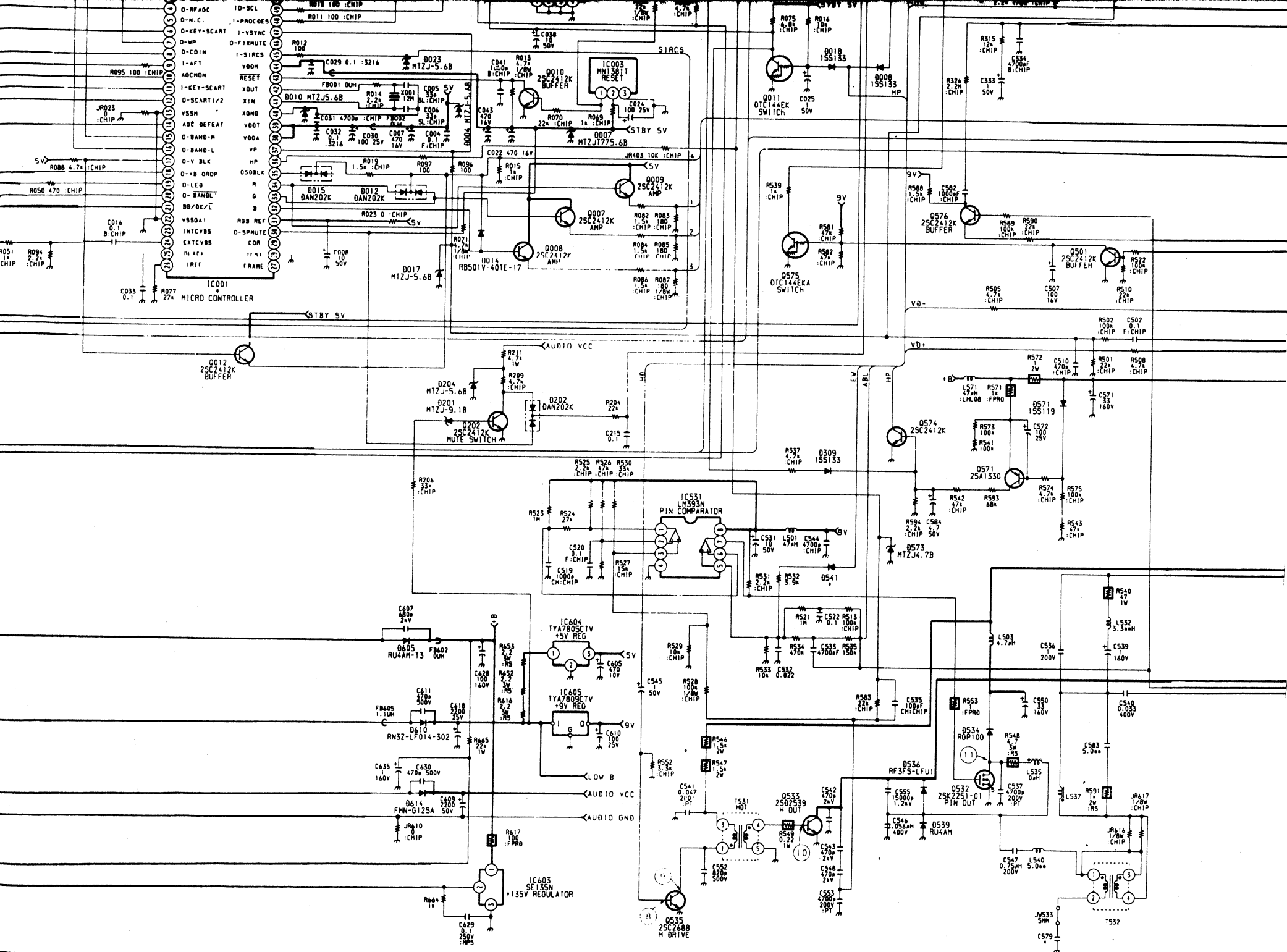


3.0 Vp-p (H)









NECK ASSY

Q.P. -	8
Q.P. -	7
Q.P. +	6
Q.P. +	5
E	4
E	3
VM	2
VM	1

2

3

4

5

6

7

8

9

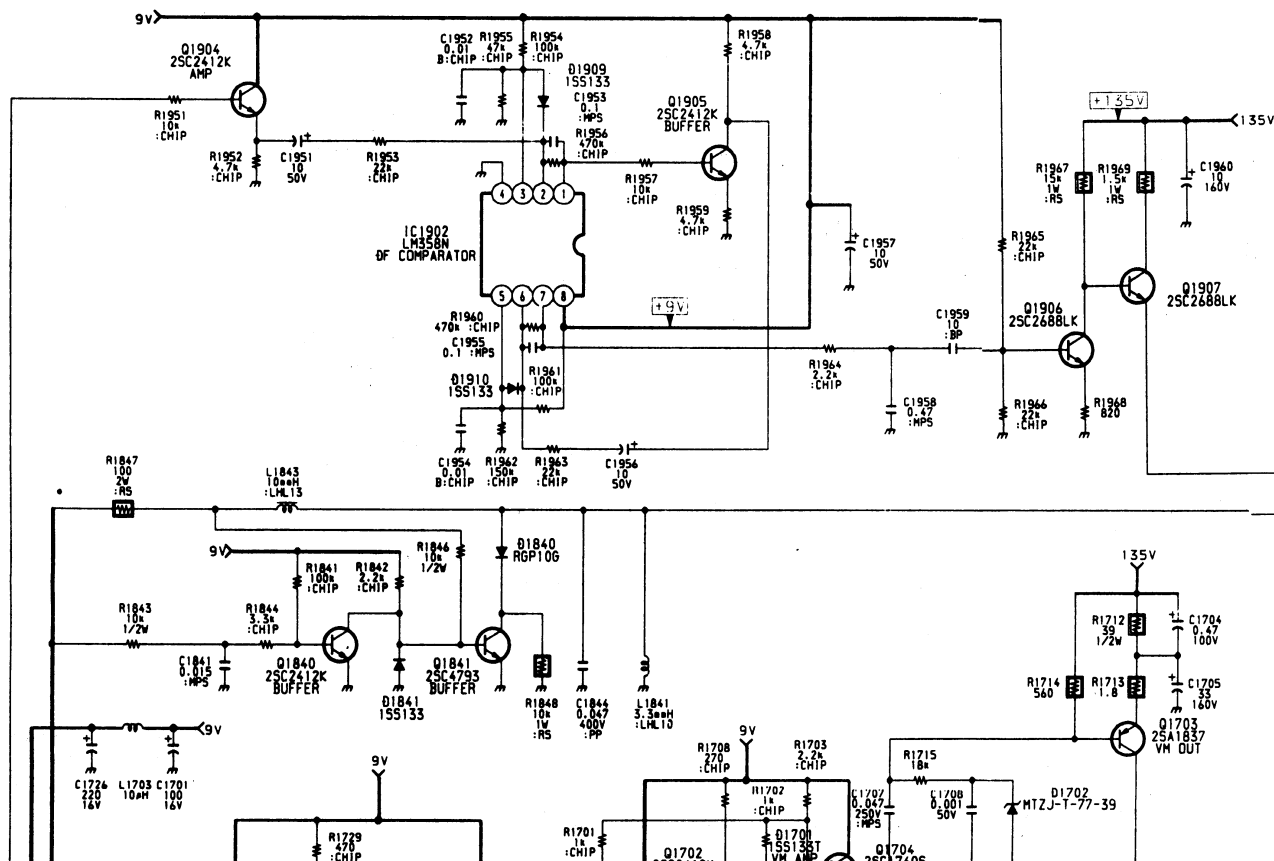
10

11

12

B-:SSFE1<...>-VM.-29X5

CN1705
7P
:S-MICRO



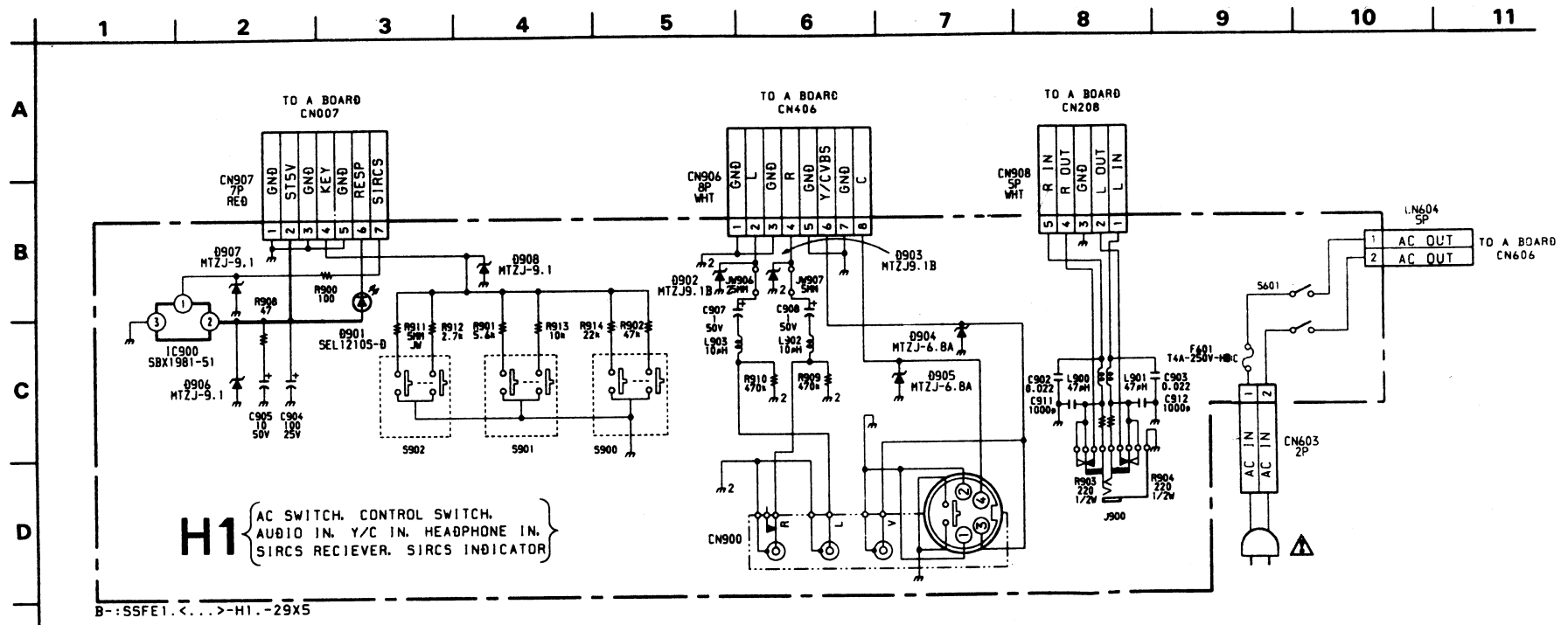
8 Q.P. -

VM BOARD IC VOLTAGE TABLE

IC Voltage Table		
Ref No	Pin No	Voltage (V)
IC1801	1 - 3	5.0
	5 - 6	4.3
	7	3.7
	8	8.0
	9	4.8
IC1901	1	1.7
	2	4.0
	3	4.5
	5	6.7
	6	6.8
	7	3.6
	8	8.0
IC1902	1 - 3	2.8
	5 - 6	5.2
	7	5.0
	8	8.0

VM BOARD TRANSISTOR VOLTAGE TABLE

Transistor Voltage Table			
Ref No	(B) Base	(C) Collector	(E) Emitter
Q1701	2.4	8.7	1.8
Q1702	2.4	6.5	1.8
Q1703	133.4	52.0	133.8
Q1704	8.7	8.5	5.8
Q1706	0.8	52.0	0.5
Q1708	5.0	2.1	5.6
Q1709	5.4	8.0	4.7
Q1710	5.6	8.0	5.0
Q1840	-0.3	4.7	-
Q1901	0.4	1.3	-
Q1902	0.4	0.3	-
Q1903	0.3	62.0	-
Q1904	-	8.0	0.1
Q1905	2.7	6.5	2.2
Q1906	4.0	68.8	3.4
Q1907	68.7	122.2	68.2
	Gate	Drain	Source
Q1841	4.7	18.0	-

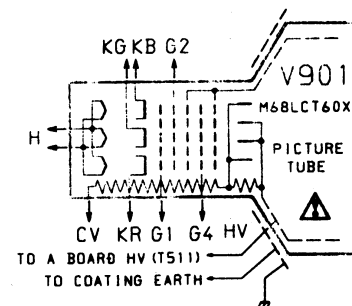


1 2 3 4 5 6 7 8 9

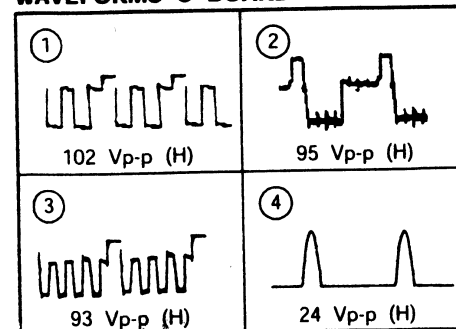
C BOARD TRANSISTOR VOLTAGE TABLE

Transistor Voltage Table			
Ref No	(B) Base	(C) Collector	(E) Emitter
Q702	1.5	8.3	1.1
Q703	8.8	169.8	8.3
Q704	169.5	1.9	209.5
Q705	1.5	8.3	1.1
Q706	8.8	170.7	8.3
Q707	170.5	1.9	215.7
Q708	1.5	8.3	1.0
Q709	8.9	171.3	8.3
Q710	171.2	1.9	206.3

TO A BOARD
CN502



WAVEFORMS C BOARD



B--SSFE1.<...>-C...-29X5

C (P. B. B OUT)

